






# Oral Selective Estrogen Receptor Degraders (SERDs) in Breast Cancer: Advances, Challenges, and Current Status

Teesha Downton <sup>1,2</sup>, Fiona Zhou <sup>1,2</sup>, Davendra Segara <sup>1</sup>, Rinath Jeselsohn <sup>3,\*</sup>, Elgene Lim <sup>1,2,\*</sup>

<sup>1</sup>Garvan Institute of Medical Research, Sydney, NSW, Australia; <sup>2</sup>School of Clinical Medicine, St Vincent's Healthcare Clinical Campus, Faculty of Medicine and Health, University of New South Wales, Sydney, NSW, Australia; <sup>3</sup>Dana-Farber Cancer Institute, Boston, MA, USA

\*These authors contributed equally to this work

Correspondence: Elgene Lim, Tel +61 2 9355 5600, Fax +61 2 9355 5602, Email e.lim@garvan.org.au

**Abstract:** Several endocrine therapies are currently available for the treatment of estrogen receptor (ER) positive breast cancer, but the clinical benefit of these agents is limited by endocrine therapy drug resistance. A common mechanism of endocrine therapy resistance is *ESR1* mutations. The first-generation selective estrogen receptor degrader (SERD) fulvestrant has activity against *ESR1* mutant tumors but requires intramuscular injection and has poor bioavailability that precludes optimal drug dosing. This led to the development of second-generation SERDs which are potent and have improved oral bioavailability and pharmacokinetics. Several of these oral SERDs are now in phase III trials in both the early and advanced ER positive breast cancer settings. This review summarizes the background of oral SERD development, the current status and future perspectives.

**Keywords:** selective estrogen receptor degraders, breast cancer, estrogen receptor

## Introduction

Breast cancer is the most common cancer diagnosed globally,<sup>1</sup> and more than 70% of breast cancers are estrogen receptor (ER) positive and human epidermal growth factor-2 (HER2) negative.<sup>2</sup> Endocrine therapy (ET) forms the backbone of systemic therapy for these cancers. Currently available ET agents include luteinizing hormone-releasing hormone (LHRH) agonists, selective estrogen receptor modulators (SERMs) such as tamoxifen, aromatase inhibitors (AIs) including letrozole, anastrozole, and exemestane, and the first-generation selective estrogen receptor degrader (SERD) fulvestrant. This review summarizes the history and current status of a novel group of new ET agents, the oral, second-generation SERDs, several of which are already in advanced stages of clinical development.

## Fulvestrant, the First SERD

In the 1980s, a series of steroidal  $7\alpha$ -alkylamide analogs of  $17\beta$ -estradiol were developed that had pure antagonist actions at the ER, in contrast to tamoxifen which has mixed ER agonist and antagonist actions.<sup>3</sup> The lead compound in this series was ICI 164,384 which achieved 89% ligand-ER binding affinity,<sup>4</sup> disrupted ligand-ER dimerization,<sup>5</sup> completely blocked trophic action of estradiol in the rat uterus<sup>6</sup> and increased ER turnover in the cytoplasm via ER protein degradation and reduced ER half-life.<sup>7,8</sup> However, ICI 164,384 had poor in vivo potency and was subsequently modified by fluorinating the terminal alkyl group and substituting the amide moiety in the  $7\alpha$ -side chain with polar groups, to produce ICI 182,780.<sup>3</sup>

ICI 182,780 competes with estradiol to bind at the ER, and subsequently inhibit ER dimerization, increase ER degradation, and reduce ER translocation to the nucleus and ER target gene transcription.<sup>9</sup> The side chain of ICI 182,780 was designed long enough with at least 15 atoms to interact with the coactivator binding groove of ER, interfering with

recruitment of coactivators for gene transcription.<sup>10,11</sup> Compared with ICI 164,384 and tamoxifen, ICI 182,780 had greater ER binding affinity and inhibited the growth of ER positive breast cancer cells to a greater extent in vitro and in vivo. In animal studies, ICI 182,780 demonstrated poor oral bioavailability, and improved potency was achieved by administering the drug as a subcutaneous arachis oil depot.<sup>3</sup>

ICI 182,780 was later renamed fulvestrant and formulated with castor oil and alcohols for intramuscular injection. Fulvestrant was approved for clinical use in 2002 as a 4-weekly 250 mg intramuscular injection, after it was shown to be non-inferior to anastrozole in post-menopausal women with advanced breast cancer who had progressed on first-line ET, which in the majority of cases was tamoxifen at that time.<sup>12,13</sup> With this dose regimen though, steady-state plasma concentrations were not reached for several months leaving patients vulnerable to early disease progression.<sup>14</sup> Preoperative studies also suggested that greater efficacy could be achieved with a higher dose, as fulvestrant reduced ER and progesterone receptor (PR) expression and Ki67 scores in a dose-dependent manner,<sup>15,16</sup> and lack of change in these markers were seen with the 250 mg dose.<sup>17</sup>

A high-dose regimen that incorporated a loading dose (500 mg on days 0, 14, 28 then every 28 days) was later established as the recommended fulvestrant dosing schedule. The loading dose enabled steady-state plasma levels of fulvestrant to be achieved within the first month of treatment.<sup>14</sup> The high-dose regimen was well tolerated and demonstrated superior progression-free survival (PFS) and overall survival (OS) compared with the original dosing in the phase III double-blind placebo-controlled CONFIRM trial which enrolled postmenopausal women with metastatic ER positive breast cancer who had relapse on adjuvant ET or progression after first-line ET for advanced disease.<sup>18,19</sup> This new fulvestrant dose showed superior efficacy to AIs in ER positive advanced breast cancer in subsequent randomized controlled trials.<sup>20,21</sup>

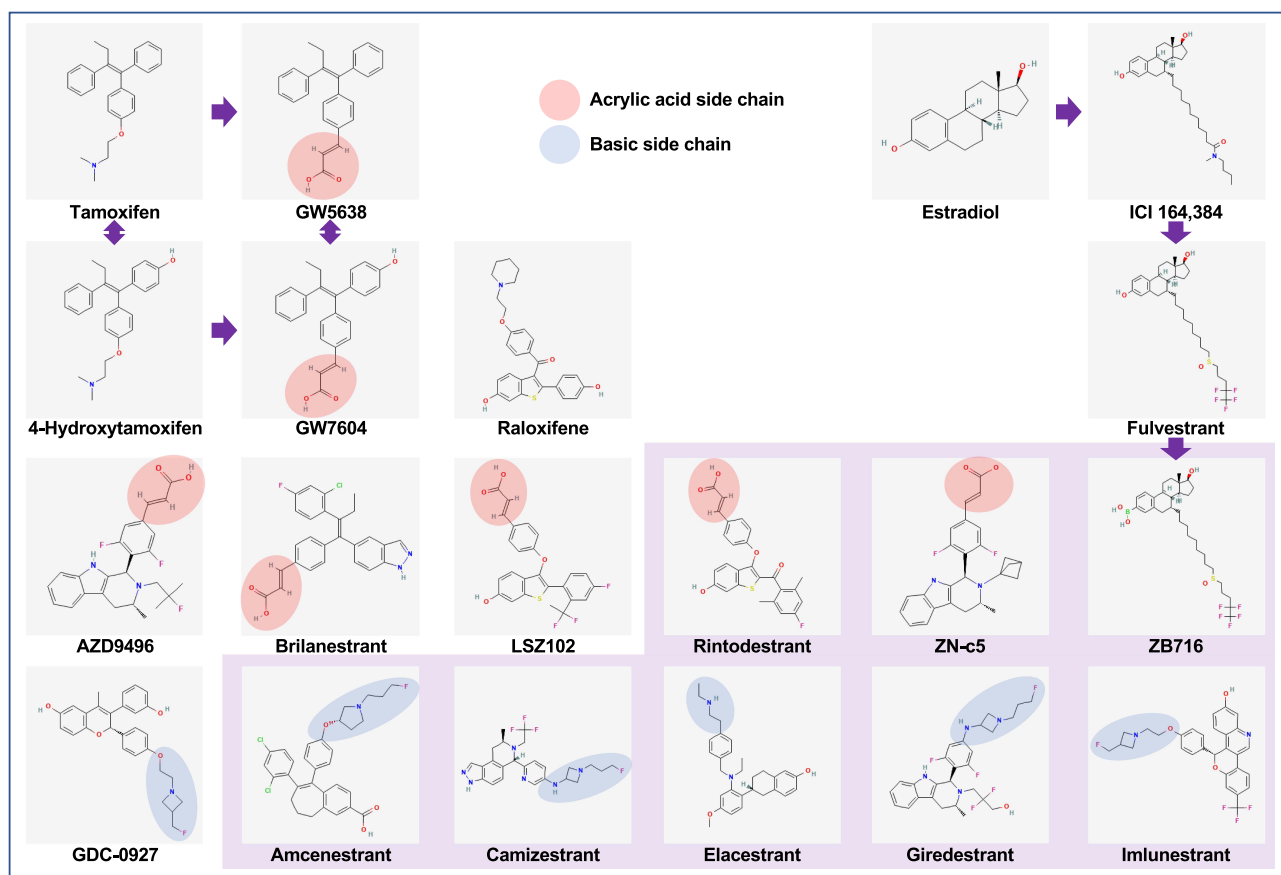
ETs have dramatically improved outcomes for patients with early and advanced ER positive breast cancer, but resistance to ET remains a clinical challenge. An important, and one of the most studied mechanisms of acquired ET resistance is mutations in the ligand-binding domain of the ER $\alpha$  gene (*ESR1*) which permit estrogen-independent ER activation and signaling.<sup>22,23</sup> Structural studies show that these mutations stabilize helix 12 of the ligand-binding domain in an active conformation and computer modeling and in vitro studies suggest that these mutations increase co-activator binding.<sup>23–26</sup> The commonest *ESR1* mutations have been at the amino acid positions 534–538 of helix 12, as well as at E380 and S463, and may be monoclonal or polyclonal.<sup>22,27</sup> Mutations may be detected from tumor tissue or circulating tumor DNA (ctDNA) with good concordance between the two specimen types.<sup>28</sup> *ESR1* mutations are rare de novo but may be selected for by AI therapy with prevalence of up to 40% in advanced breast cancer patients who have progressed on this treatment.<sup>22,27</sup>

Fulvestrant has activity in vitro against breast cancer cells with mutant ER $\alpha$ , though the extent of inhibition of mutant ER $\alpha$  is less than the inhibition achieved against wild-type ER $\alpha$  unless much higher drug doses are used.<sup>23</sup> The 500 mg fulvestrant dose does not result in maximal ER downregulation in vivo,<sup>16,29</sup> nor necessarily provides robust PFS benefit for patients with *ESR1* mutant breast cancer.<sup>30</sup> Increasing the fulvestrant dose further in an effort to increase efficacy and overcome the relative resistance of *ESR1* mutant tumors to treatment has not been practical. Already for the 500 mg dose, patients require two 250 mg/5 mL injections each time, and a higher dose would require multiple intramuscular injections each time and be less tolerable. This gave impetus to research efforts into a new generation of SERDs that could achieve greater potency with the convenience of oral administration.

## Second-Generation Oral SERDs

The prodrug GW5638, and its metabolite GW7604, are tamoxifen analogs and were discovered to have SERD-like properties.<sup>31</sup> GW5638 binds to ER and sits in the ligand binding pocket with a similar orientation to tamoxifen, but has unique interactions that elicit an increase in surface hydrophobicity of helix 12 which decreases ER $\alpha$  stability.<sup>32</sup> Like fulvestrant, GW5638 increased ER turnover and lacked cross-resistance to tamoxifen.<sup>33</sup> The non-steroidal chemical structures of GW5638 and raloxifene were used as a template for developing most oral SERDs.<sup>34</sup> Fulvestrant was the template for the only steroidal oral SERD candidate ZB716 (fulvestrant-3-boronic acid).<sup>35</sup> The chemical structures of these agents, and the novel oral SERD candidates are shown in Figure 1.

GDC-0810 (brilanestrant),<sup>36</sup> AZD9496,<sup>37</sup> and LSZ102<sup>38</sup> were among the first oral SERD candidates and all had acrylic acid side chains similar to GW5638. In contrast, a few early oral SERD candidates, including GDC-0927 and RAD1901 (elacestrant) had basic side chains. The activity of fulvestrant and some of these candidate oral SERDs were



**Figure 1** Chemical structures of SERDs. GW5638 and its metabolite GW7604 are tamoxifen analogs which, with raloxifene, became templates for the next generation of oral SERDs. ICI 164,384 and fulvestrant are estradiol analogs and first-generation SERDs, and were templates for oral SERD ZB716. Oral SERDs highlighted in purple are in active clinical development. Chemical structures are from PubChem <https://pubchem.ncbi.nlm.nih.gov> (Ref. Kim S, Chen J, Cheng T, et al. PubChem in 2021: new data content and improved web interfaces. *Nucleic Acids Res.* 2021;49(D1):1388–1395).

assessed *in vitro* and *in vivo* in patient-derived xenograft models.<sup>39</sup> Fulvestrant and GDC-0927 displayed superior anti-proliferative activity compared with GDC-0810 and AZD9496. Fulvestrant, GDC-0927, GDC-0810 and AZD9496 all induced similar strong ER degradation activity in the MCF7 breast cancer cell line, but GDC-0810 and AZD9496 did not perform as well in other cell lines and exhibited weak ER transcriptional agonism.<sup>39</sup>

The mechanism of action of fulvestrant and GDC-0927 compared with GDC-0810 and AZD9496 was further interrogated. ER protein expression was not affected after 10–45 minute exposure of fulvestrant or GDC-0927 in nuclear soluble protein lysate. At 4 hours, the nuclear ER was slightly reduced and this was reversed when treated with proteasome inhibitor MG132, indicating that the reduction was due to proteasome degradation.<sup>39</sup> In contrast, reduction of cytoplasmic ER may not be due to protein degradation, but rather be due to ER translocation to the nucleus.<sup>39</sup> Fulvestrant and GDC-0927 also reduced ER mobility in the nucleus and limited ER accessibility to chromatin, prompting increased ER turnover.<sup>39</sup> The basic side chain SERD GDC-0927 was superior to the acrylic acid side chain SERDs GDC-0810 and AZD9496 in achieving full ER antagonism.<sup>34</sup>

GDC-0810, AZD9496, GDC-0927 and LSZ102 have all discontinued further development. Lessons from the shortcomings of the initial oral SERD candidates led to the development of AZD9833 (camizestrant),<sup>40</sup> GDC-9545 (giredestrant),<sup>41</sup> SAR439859 (amcenenestrant)<sup>42</sup> and LY3484356 (imlunestrant)<sup>43</sup> which all have basic side chains. Along with RAD1901 (elacestrant),<sup>44</sup> these compounds have demonstrated activity against wild-type and mutant ER $\alpha$  breast cancer cell lines and patient-derived xenograft models, and have reached phase III trials. The acrylic acid side chain SERDs G1T48 (rintodestrant)<sup>45</sup> and ZN-c5,<sup>46</sup> and other oral SERDs D-0502<sup>47</sup> and ZB716,<sup>48</sup> also have demonstrated encouraging preclinical activity, and are currently in the early phase trial stage.

## Oral SERD Monotherapy Early Phase Trials

**Table 1** summarizes the anti-tumor activity and side effects observed in early phase oral SERD trials. Responses to oral SERDs have occurred in heavily pretreated ER positive, HER2 negative metastatic breast cancer, including patients with *ESR1* mutant tumors, and patients who had progressed on CDK4/6 inhibitor and/or fulvestrant therapy. The oral SERDs have been generally well tolerated with the most frequent class-related side effects being grade 1–2 nausea and fatigue. Arthralgia and hot flushes which are common with AIs were also seen with some SERDs. Elacestrant has predominantly gastrointestinal side effects including nausea, vomiting and dyspepsia but these were half as prevalent with the tablet formulation compared with the capsule form.<sup>49</sup>

Toxicities of special interest with SERDs are bradycardia and visual disturbance, which are dose dependent. Bradycardia was observed with camizestrant and giredestrant. In the phase I camizestrant trial, most cases of bradycardia were grade 1 (asymptomatic), and there were a few cases of grade 2 bradycardia at doses of 150–450 mg. QTcF prolongation was a dose-limiting toxicity (DLT) for 1 patient at 300 mg.<sup>50</sup> In the phase I giredestrant trial, bradycardia was observed in 7% patients receiving giredestrant monotherapy. The majority were grade 1 except for a single case of grade 2 toxicity at the highest dose assessed of 250 mg.<sup>51</sup>

To further assess the cardiac effects of giredestrant, an open-label study was performed of giredestrant 100 mg daily, with or without palbociclib.<sup>52</sup> Patients underwent echocardiograms, Holter monitors and treadmill testing. For the 20 patients enrolled, the mean heart rate was lower for patients while on treatment compared with baseline, though this was not clinically significant. There were no episodes of heart rate <50 beats per minute, nor second and third degree heart block. Four patients had paroxysmal supraventricular tachycardia (SVT), though 2 patients had paroxysmal SVT at baseline. Importantly, none of these events required intervention or dose changes, and there was no change in the exercise intensity achieved on treadmill exercise testing after giredestrant treatment.<sup>52</sup> Of note the lower dose of 30 mg giredestrant has been selected for monotherapy and combination with CDK4/6 inhibitor therapy.

Visual toxicities have been only observed with camizestrant. Most cases were grade 1, but grade 2 visual disturbance was a DLT for camizestrant monotherapy and for camizestrant in combination with palbociclib.<sup>50,53</sup> Ophthalmological reviews of affected patients were all unremarkable, and no patients discontinued camizestrant due to visual disturbance.

## Oral SERD with CDK4/6 Inhibitor Early Phase Trials

The use of CDK4/6 inhibitors have been a major advance in the ER positive, HER2 negative breast cancer treatment landscape. AI or fulvestrant in combination with a CDK4/6 inhibitor is now the standard first-line therapy for advanced disease. CDK4/6 inhibitors block the phosphorylation of the retinoblastoma protein by the CDK4/6-Cyclin D complex and thereby halt progression through the cell cycle and tumor growth. Compared with an AI alone, the addition of a CDK4/6 inhibitor in the first-line setting prolongs PFS by 9–13 months.<sup>54–56</sup> OS results have been mixed, with significant OS benefit demonstrated for the addition of ribociclib to letrozole,<sup>57</sup> but not for the addition of palbociclib to letrozole.<sup>58</sup> Compared with fulvestrant alone, the addition of the CDK4/6 inhibitor ribociclib in the first- or second-line setting prolongs PFS by 8 months,<sup>59</sup> and OS by 12 months.<sup>60</sup> Up to 15–20% patients though fail to have clinical benefit from this standard first-line therapy,<sup>55,56,59</sup> and all patients eventually develop treatment resistance and disease progression.

Oral SERDs have demonstrated promising activity in combination with the CDK4/6 inhibitor palbociclib in early phase trials, which are summarized in **Table 2**. The objective response rates (ORRs) and clinical benefit rates (CBRs) reported for combination therapy have been higher than for oral SERD monotherapy, and even complete responses have been seen with the combination of high-dose giredestrant and palbociclib,<sup>61</sup> and with camizestrant plus palbociclib.<sup>53</sup> Anti-tumor activity has also been evident as reduction in the *ESR1* mutation allele frequency or ctDNA levels with treatment,<sup>50,61–64</sup> and as downregulation of ER, PR and Ki67 in paired pre- and on-treatment tumor biopsies in early stage breast cancer.<sup>61,64</sup> The combinations have been well tolerated and like AI plus CDK4/6 inhibitor therapy, the most frequent side effect of oral SERD and CDK4/6 inhibitor therapy has been neutropenia.

Pharmacokinetic studies found no interaction between palbociclib and camizestrant,<sup>50,53</sup> giredestrant<sup>64</sup> or rintodestrant.<sup>63</sup> An interaction between amcenestrant and palbociclib is possible, with amcenestrant having a moderate

**Table 1** Results from early phase SERD trials

Trial	SERD and Doses Assessed	Phase	RP2D for Monotherapy	N (Total)	N (at RP2D)	% ESRJ <sup>mut</sup>	% Prior CDK4/6i	% Prior Fulvestrant	Lines of Prior ET Median (Range)	DLTs	Adverse Events in ≥10% Patients (Any Grade)	Adverse Events Grade ≥3	ORR at RP2D	CBR at RP2D	Median PFS
AMEERA-I (Parts A/B) <sup>86</sup>	Amcenestrant 20-600mg	I/II	400mg	65	49	43% (21/49)	61% (30/49)	45% (22/49)	2 (1-4)	Nil	Hot flush (10%)	Nil	11% (5/46) – 1 CR, 4 PR	28% (13/46)	NR
SERENA-I (Parts A/B) <sup>50</sup>	Camizestrant 25-450mg	I	NR	98	NR	43% (42/98) <sup>a</sup>	62% (61/98) <sup>a</sup>	53% (52/98) <sup>a</sup>	2 (0-6) <sup>a</sup>	3 DLTs <sup>b</sup>	Fatigue (11%), nausea (6%), bradycardia (4%), visual disturbance (3%) <sup>c</sup>	Dizziness (1%), bradycardia (1%), atrial fibrillation (1%), visual disturbance (1%), and as per DLTs	10% (7/70) – all PR <sup>a</sup>	35% (24/68) <sup>a</sup>	5.4 months all doses
RAD1901-005 <sup>49</sup>	Elaestrant 200-600mg	I	400mg	57	50	50% (25/50)	52% (26/50)	52% (26/50)	2.5 (1-7)	Nil	Nausea (33%), hypertriglyceridemia (25%), hypophosphatemia (25%), dyspepsia (21%), fatigue (21%), constipation (20%)	Hyperglycemia (4%), hypophosphatemia (8%)	19% (6/31) – all PR	43% (20/47)	4.5 months 400mg
GO39932 <sup>51</sup>	Giredestrant 10-250mg	I	30mg	111	41	51% (21/41)	66% (27/41)	20% (8/41)	1 (0-2) <sup>d</sup>	Nil	Nausea (20%), arthralgia (20%), back pain (17%), fatigue (17%), diarrhea (12%), constipation (12%)	NR	15% (6/40) – all PR	55% (22/40)	7.2 months 30mg
EMBER <sup>90</sup>	Imlunestrant 200-1200mg	I	400mg	114	51	49% (53/108) <sup>e</sup>	92% (105/114) <sup>e</sup>	51% (58/114) <sup>e</sup>	2 (0-8) <sup>d</sup>	Nil	Nausea (35%), fatigue (28%), diarrhea (25%), arthralgia (15%), cough (13%), headache (10%), urinary infection (10%), hot flush (10%) <sup>f</sup>	Nausea (3%), fatigue (3%), diarrhea (1%)	12% (4/34) – all PR	55% (28/51)	4.3 months all doses
GIT48-01 <sup>84</sup>	Rintodestrant 200-1000mg	I	800mg	67	7	45% (29/64) <sup>g</sup>	86% (6/7)	86% (6/7)	4 (2-5) <sup>d</sup>	Nil	Hot flush (43%), fatigue (29%), diarrhea (14%)	Nil	0% (0/7)	14% (1/7)	2.6 months 600mg, 3.6 months 1000mg
ZN-c5-001 <sup>91</sup>	ZN-c5 50-300mg	I	50mg	56	16	64% (9/14)	44% (7/16)	19% (3/16)	1 (0-3)	Nil	Nil ≥10%	Nil	0% (0/14)	44% (7/16)	3.9 months all doses

**Notes:** Unless otherwise annotated, all percentages are relating to RP2D cohort only. <sup>a</sup>Data only available for pooled population of 98 patients receiving doses 25–450 mg camizestrant. <sup>b</sup>DLTs observed were G3 QTc prolongation at 300 mg, G3 vomiting at 450 mg, G2 visual disturbance, headache and imbalance at 450 mg. <sup>c</sup>Data on 98 patients enrolled only reports adverse events grade ≥ 2. <sup>d</sup>Data only available for prior lines of therapy inclusive of chemotherapy. <sup>e</sup>Data only available for the pooled population receiving imlunestrant across all dose levels. <sup>f</sup>Data only available for pooled advanced breast cancer and endometrioid carcinoma patients receiving 400 mg imlunestrant. <sup>g</sup>Data only available for the pooled population of 64 evaluable patients receiving rintodestrant across all dose levels.

**Abbreviations:** CBR, clinical benefit rate; CR, complete response; DLT, dose limiting toxicity; ET, endocrine therapy; N, patient enrolment; NR, not reported; ORR, objective response rate; PFS, progression free survival; PR, partial response; RP2D, recommended phase 2 dose; SERD, selective estrogen receptor degrader.

**Table 2** Results from early phase trials of oral SERDs in combination with CDK4/6 inhibitors

Trial	SERD and CDK4/6 Inhibitor Combination	Phase	N	% ESRI <sup>mut</sup>	%Prior CDK4/6i	% Prior Fulvestrant	Lines of Prior ET Median (Range)	Adverse Events in ≥10% Patients (Any Grade)	Adverse Events Grade ≥ 3	ORR	CBR	Median PFS
AMEERA-I (Parts C/D) <sup>62,65</sup>	Amcenestrant 200mg + Palbociclib	I/II	39	NR	5% (2/39)	8% (3/39)	1 (0–4)	Neutropenia (95%), nausea (18%), fatigue (15%), arthralgia (10%), asthenia (10%), dry skin (10%), hot flushes (10%)	Neutropenia (56%), deep vein thrombosis (3%)	32% (11/34) – all PR	74% (25/34)	14.7 months
SERENA-I (Parts C/D) <sup>53</sup>	Camizestrant 75mg + Palbociclib	I	25	44% (11/25)	80% (20/25)	68% (17/25)	2 (1–4)	Neutropenia (80%), visual disturbance (44%), bradycardia (16%), fatigue (16%), nausea (16%), vomiting (12%), diarrhea (12%)	Neutropenia (68%), infections (8%), anemia (4%)	12% (3/25) – 2 CR, 1 PR	28% (7/25)	NR
GO39932 <sup>61,64</sup>	Giredestrant 100mg + Palbociclib +LHRH agonist	I	48	29% (14/48)	0% (0/48)	7% (3/48)	1 (0–2)	Neutropenia (77%), bradycardia (31%), diarrhea (33%), fatigue (29%), nausea (21%), constipation (21%), cough (21%), dizziness (19%), anemia (17%), thrombocytopenia (17%)	Neutropenia (60%), thrombocytopenia (6%), diarrhea (2%)	48% (21/44) – 5 CR, 16 PR	81% (39/48)	18.2 months
GIT48-01 <sup>63</sup>	Rintodestrant 800mg + Palbociclib	I	40	41% (16/39)	0% (0/40)	15% (6/40)	1 (0–1)	Neutropenia (90%), leukopenia (45%), anemia (15%), asymptomatic bacteriuria (10%), thrombocytopenia (10%)	Neutropenia (53%), leukopenia (18%), anemia (5%), lymphopenia (5%)	5% (2/40) – all PR	60% (24/40)	7.4 months

**Abbreviations:** CBR, clinical benefit rate; CR, complete response; DLT, dose-limiting toxicity; ET, endocrine therapy; LHRH, luteinizing hormone releasing hormone; N, patient enrollment; NR, not reported; ORR, objective response rate; PFS, progression-free survival; PR, partial response; SERD, selective estrogen receptor degrader.

cytochrome P450 3A4 induction effect and reducing palbociclib exposure in a dose-dependent manner, hence the recommended dose for amcenestrant is 200 mg in combination with palbociclib, compared with 400 mg as monotherapy.<sup>65</sup> Several oral SERDs are undergoing evaluation in combination with abemaciclib, but no results are reported yet. These include trials of amcenestrant (NCT03284957), camizestrant (NCT03616587 and NCT04964934), imlunestrant (NCT04188548 and NCT04975308) and ZN-c5 (NCT04514159). There are no trials currently combining oral SERDs and ribociclib in view of both agents potentially causing bradycardia and QTc prolongation.

## Randomized Trials of Oral SERDs in ER Positive, HER2 Negative Advanced Breast Cancer

The randomized phase II and III trials of oral SERDs in ER positive, HER2 negative advanced breast cancer are listed in Table 3. The phase III EMERALD trial is currently the only positive trial to date. The EMERALD trial enrolled patients with advanced ER positive, HER2 negative breast cancer who progressed after 1–2 lines of ET for advanced or metastatic disease, including a line in combination with a CDK4/6 inhibitor.<sup>66</sup> 477 patients, 48% of whom had *ESR1* mutant tumors, and 78% of whom were naïve to chemotherapy in the metastatic breast cancer setting, were randomized 1:1 to elacestrant 400 mg daily or investigator's choice of fulvestrant or AI. The co-primary endpoints of PFS in all patients and in those with *ESR1* mutations were both met. The PFS in all patients was 2.79 months for elacestrant versus 1.91 months for standard of care (HR 0.70 [95% CI 0.55–0.88],  $p = 0.002$ ). Patients with *ESR1* mutations had increased benefit from elacestrant with PFS of 3.78 months for elacestrant versus 1.87 months for standard of care (HR 0.55 [95% CI 0.39–0.77],  $p = 0.0005$ ).<sup>66</sup> The PFS benefit of elacestrant was seen across all prespecified subgroups including patients who received prior fulvestrant, even when the 6 patients who received fulvestrant on trial and as a prior line of therapy were excluded.<sup>66</sup> OS data are expected to be mature for analysis by early 2023.<sup>67</sup> Elacestrant was well tolerated with most side effects being grade 1–2. The most common elacestrant side effects were nausea, vomiting, fatigue and arthralgia. No cardiac or visual toxicities were observed.<sup>66</sup>

The phase II AMEERA-3 and acELERA trials are negative trials for amcenestrant monotherapy and giredestrant monotherapy respectively in advanced ER positive breast cancer. Both trials have announced that the primary endpoint of improved PFS compared with physician's choice ET was not reached.<sup>68,69</sup> The full results of these trials are awaited with interest, to understand the characteristics of the trial participants and their tumors, particularly the prevalence of *ESR1* mutations. The other trials in Table 3, some of which are of oral SERD in combination with CDK4/6 inhibitor therapy, are ongoing.

## AI to SERD Stable Switch Strategy

The phase III PADA-1 trial assessed the novel strategy of switching from AI to the SERD fulvestrant at time of rising *ESR1* mutations in ctDNA.<sup>70</sup> 1017 patients already receiving first-line AI with palbociclib for ER positive, HER2 negative metastatic breast cancer were enrolled into the first step of the trial and were screened for *ESR1* mutations in ctDNA every 2 months. After a median of 15.6 months, 172 patients in step one had detectable or rising *ESR1* mutations in the absence of clinical or radiological disease progression. These patients proceeded to be randomized 1:1 open-label to continue their AI with palbociclib, or to substitute the AI with fulvestrant. The co-primary endpoints were PFS from time of randomization and safety. The median PFS was 11.9 months for those who switched to fulvestrant with palbociclib, versus 5.7 months for those who stayed on AI with palbociclib (HR 0.63 [95% CI 0.45–0.88],  $p = 0.007$ ).<sup>71</sup>

The PADA-1 trial had an optional third step, where patients in the standard of care arm could cross-over to fulvestrant with palbociclib upon disease progression. Forty-seven out of 70 eligible patients crossed-over and the median second PFS for these patients was 3.5 months (95% CI 2.7–5.1 months),<sup>71</sup> which when combined with the median first PFS for these patients was still less than median first PFS for patients who switched in step two. Detecting and addressing endocrine resistance early therefore was advantageous, and OS results are awaited.

The stable switch strategy is the basis of design of the ongoing international SERENA-6 trial.<sup>72</sup> In this double-blind phase III randomized controlled trial, patients who have been on first-line non-steroidal AI with CDK4/6 inhibitor (palbociclib or abemaciclib) for > 6 months are centrally screened for *ESR1* mutations in ctDNA every 2–3 months.

**Table 3** Phase II and III oral SERD trials in metastatic breast cancer

Trial	Oral SERD	Phase	N	ET line	Investigational Arm	Comparator Arm	Randomization	Primary Endpoint	Design	ClinicalTrials.gov
AMEERA-3	Amcenestrant	II	367 <sup>b</sup>	1–2	Amcenestrant 400mg	Physician's choice ET (Fulvestrant, AI, Tamoxifen)	1:1	PFS	Open-label	NCT04059484
AMEERA-5	Amcenestrant	III	1068 <sup>b</sup>	I	Amcenestrant 200mg + Palbociclib <sup>a</sup>	Letrozole + Palbociclib <sup>a</sup>	1:1	PFS	Double-blind, placebo controlled	NCT04478266
persevERA	Giredestrant	III	978	I	Giredestrant 30mg + Palbociclib <sup>a</sup>	Letrozole + Palbociclib <sup>a</sup>	1:1	PFS	Double-blind, placebo controlled	NCT04546009
SERENA-4	Camizestrant	III	1342	I	Camizestrant 75mg + Palbociclib <sup>a</sup>	Anastrozole + Palbociclib <sup>a</sup>	1:1	PFS	Double-blind, placebo controlled	NCT04711252
SERENA-6	Camizestrant	III	302	I (ESR1 <sup>mut</sup> ctDNA)	Camizestrant 75mg + Palbociclib/Abemaciclib <sup>a</sup>	AI (letrozole/anastrozole) + Palbociclib/Abemaciclib <sup>a</sup>	1:1	PFS	Double-blind, placebo controlled	NCT04964934
EMBER-3	Imlunestrant	III	800	2 (prior AI alone or with CDK4/6i)	Imlunestrant 400mg vs Imlunestrant + Abemaciclib <sup>a</sup>	Physician's choice ET (fulvestrant/exemestane) <sup>a</sup>	1:1:1	PFS	Open-label	NCT04975308
SERENA-2	Camizestrant	II	240 <sup>b</sup>	2	Camizestrant 75/150/300mg	Fulvestrant	1:1:1:1	PFS	Open-label	NCT04214288
EMERALD	Elacestrant	III	477 <sup>b</sup>	2–3, post CDK4/6i	Elacestrant 400mg	Physician's choice ET (Fulvestrant/AI)	1:1	PFS in all patients and in ESR1 <sup>mut</sup>	Open-label	NCT03778931
aceLERA	Giredestrant	II	303 <sup>b</sup>	2-3	Giredestrant 30mg	Physician's choice ET (Fulvestrant/AI)	1:1	PFS	Open-label	NCT04576455

**Notes:** <sup>a</sup>Also with luteinizing hormone releasing hormone agonist if premenopausal (or male in EMBER-3). <sup>b</sup>Recruitment completed.

**Abbreviations:** AI, aromatase inhibitor; ET, endocrine therapy; N, target enrolment; PFS, progression free survival; SERD, selective estrogen receptor degrader.



Upon detection of *ESR1* mutations, provided there is no clinical or radiological progression, patients are randomized 1:1 to continue their same AI and CDK4/6 inhibitor combination, or to continue the same CDK4/6 inhibitor with switch of the ET backbone to the oral SERD camizestrant. The primary endpoint is PFS and the results will further our understanding of the place of liquid biopsy and the stable switch strategy in the ET treatment paradigm.

## Oral SERD Adjuvant Therapy Trials

In ER positive early-stage breast cancer, an AI or tamoxifen is used as adjuvant ET, with choice of agent and use of concurrent ovarian function suppression guided by patient menopausal status, comorbidities, and risk stratification. Some patients have poor tolerance of AIs and tamoxifen, so oral SERDs have the potential to be another option for these patients. There are currently 2 phase III trials evaluating oral SERDs in the adjuvant setting, AMEERA-6 (NCT05128773) evaluating amcenestrant versus tamoxifen in patients who have not tolerated AIs, and lidERA (NCT04961996) evaluating giredestrant versus standard of care ET in medium-high risk stage I–III ER positive breast cancer.

The prevalence of *ESR1* mutations is estimated at only 1% in early ER positive breast cancer patients prior to any ET,<sup>73</sup> and 6% in patients with advanced breast cancer who received AI in the adjuvant setting.<sup>28</sup> Therefore, the activity of oral SERDs against *ESR1* mutations may have less significance in the early breast cancer setting. Additional studies showed a higher rate of *ESR1* mutations in recurrent disease and further studies will be needed to determine the prevalence of these mutations after 5–10 years of adjuvant AI therapy.<sup>74,75</sup> The results of current and future trials will inform if oral SERDs have a role in the adjuvant setting, and if so whether their use would be general or restricted to extended ET and certain higher risk subpopulations.

## Oral SERD Window Trials

Most oral SERDs under clinical evaluation have a neoadjuvant window trial in their trial portfolio, and these are summarized in Table 4. The neoadjuvant window setting provides an opportunity to assess the biological activity of ET, and to potentially identify biomarkers predictive of benefit to an ET. CoopERA and AMEERA-4 are the oral SERD window trials with reported results to date.

In the coopERA trial, 211 patients with ER positive, HER2 negative early breast cancer with a primary tumor  $\geq 1.5$  cm and Ki67  $\geq 5\%$  were randomized 1:1 to giredestrant 30 mg daily or anastrozole 1 mg daily for 2 weeks (window of opportunity phase).<sup>76</sup> Palbociclib 125 mg was then added to the treatment regimen of each arm for 16 weeks before surgery (neoadjuvant treatment phase).<sup>76</sup> The primary endpoint was change in the Ki67 score in the window of opportunity phase, and giredestrant was superior with geometric mean relative reduction in Ki67 of  $-75\%$  compared with  $-67\%$  for anastrozole ( $p = 0.0433$ ).<sup>76</sup> At the end of the neoadjuvant combination treatment phase, geometric mean relative reduction in Ki67 was again superior in the giredestrant arm at  $-81\%$  compared with  $-74\%$ , but there was no difference in the ORR nor pathological complete response rate between the trial arms.<sup>77</sup>

In the AMEERA-4 trial, 105 patients with ER positive, HER2 negative early breast cancer with a primary tumor  $\geq 1.0$  cm and Ki67  $\geq 15\%$  were randomized 1:1:1 to amcenestrant 400 mg daily, amcenestrant 200 mg daily, or letrozole 2.5 mg daily for 2 weeks before surgery.<sup>78</sup> No formal statistical comparisons were performed as the study had closed early due to slow trial enrollment. Similar reductions in Ki67 were observed in all 3 arms, but the amcenestrant arms did demonstrate large decreases in ER H-score that were not seen with letrozole, reflective of the action of amcenestrant on the ER.<sup>78</sup>

## Future Perspectives

While oral SERDs have the potential to alter the natural history of ER positive breast cancer and provide an additional effective ET, the clinical benefit of SERDs will be limited by eventual acquired drug resistance. Resistance to SERDs may develop from activation of alternative growth factor and signaling pathways, such as the PI3K/AKT/mTOR pathway. In a study of 156 patients with metastatic ER positive breast cancer following AI therapy, *PIK3CA* mutations were seen in 40% of patients, and 44% of these patients also had *ESR1* mutations.<sup>22</sup> Mutations in *PIK3CA* have been demonstrated in vitro to confer resistance to fulvestrant and contribute to cell migration.<sup>79</sup> The combination of the *PIK3CA* inhibitor alpelisib with fulvestrant has superior

**Table 4** Phase II and III oral SERD trials in early ER positive breast cancer

Trial	SERD	Phase	N	Investigational Arm	Comparator Arm	Population	Randomization	Duration of Intervention	Primary Endpoint	Design	ClinicalTrials.gov
Adjuvant											
AMEERA-6 <sup>92</sup>	Amcnestrant	III	3738	Amcnestrant 200mg <sup>b</sup>	Tamoxifen <sup>b</sup>	Stage IIB/III, toxicity after ≥6 months of (neo)adjuvant AI; includes HER2+ patients	1:1	5 years	Invasive breast cancer free survival	Double-blind, placebo controlled	NCT05128773
lidERA	Giredestrant	III	4100	Giredestrant 30mg <sup>b</sup>	Physician's choice ET (Tamoxifen/ anastrozole/ letrozole/ exemestane) <sup>b</sup>	Med-High risk stage I-III <sup>c</sup>	1:1	5 years	Invasive disease free survival	Open-label	NCT04961996
Window/ Neoadjuvant											
AMEERA-4 <sup>78</sup>	Amcnestrant	II	105 <sup>a</sup>	Amcnestrant 200mg/400mg	Letrozole	Stage I-III post-menopausal	1:1:1	2 weeks	ΔKi67	Open-label	NCT04191382
	Giredestrant	I	75 <sup>a</sup>	Giredestrant 3 dose levels	-	Stage I-III post-menopausal	-	2 weeks	ΔKi67	Open-label, single-arm	NCT03916744
coopERA <sup>76</sup>	Giredestrant	II	221 <sup>a</sup>	Giredestrant 30mg + Palbociclib (window giredestrant only)	Anastrozole + Palbociclib (window anastrozole only)	Stage I-III post-menopausal	1:1	2 weeks (window) 16 weeks (neoadjuvant)	ΔKi67	Open-label	NCT04436744
SERENA-3	Camizestrant	II	92	Camizestrant 75/150mg	-	Stage I-III post-menopausal	1:1	5-7 days	ΔER expression	Open-label	NCT04588298
EMBER-2	Imlunestrant	I	90	Imlunestrant 3 dose levels	-	Stage I-III post-menopausal	-	NR	ΔER expression	Open-label	NCT04647487

I-SPY2 EOP <sup>93</sup>	Amcenestrant	II	120	Amcenestrant 200mg vs amcenestrant 200mg + abemaciclib vs amcenestrant 200mg + letrozole <sup>b</sup>	-	Stage II/III, $\geq 2.5$ cm primary tumour; MammaPrint low-risk, or high-risk and cN0	1:1:1	6 months	Feasibility: $\geq 75\%$ patients completing $\geq 75\%$ study therapy	Open-label	NCT01042379
ELIPSE	Elacestrant	0	24	Elacestrant 400mg	-	Tumor $\geq 1.5$ cm, cN0, and Ki67 $\geq 10\%$	-	4 weeks	Rate of complete cell cycle arrest (Ki67 $\leq 2.7\%$ )	Open-label, single-arm	NCT04797728

**Notes:** <sup>a</sup>Recruitment completed. <sup>b</sup>Also with luteinizing hormone releasing hormone agonist if male/premenopausal/peri-menopausal. <sup>c</sup>Medium-High risk defined as T4 and any pN stage; any T stage with  $\geq$  pN1; pN0 with primary tumor  $> 1$ cm and at least one of the following: grade 3, Ki67  $\geq 20\%$ , Oncotype Dx<sup>®</sup>  $\geq 26$ , High-Risk MammaPrint; patients who have had neoadjuvant chemotherapy must have residual disease in lymph nodes to be eligible.

**Abbreviations:** AI, aromatase inhibitor; ET, endocrine therapy; N, target enrolment; NR, not reported; SERD, selective estrogen receptor degrader.

PFS compared with fulvestrant alone in *PIK3CA* mutant ER positive, HER2 negative advanced breast cancer.<sup>80</sup> The challenge of the combination therapy however is toxicity, with alpelisib discontinuation rates of 21–25% observed in trials.<sup>80,81</sup> Imlunestrant is being evaluated in combination with alpelisib in the phase I EMBER trial (NCT04188548). Amcenestrant is being evaluated in combination with alpelisib or the mTOR inhibitor everolimus in parts F-I of the phase I/II AMEERA-1 trial (NCT03284957). Camizestrant is being evaluated in combination with everolimus or the AKT inhibitor capivasertib in the phase I SERENA-1 trial (NCT03616587).

The plasmaMATCH study has provided further insights into mechanisms of fulvestrant resistance.<sup>82</sup> Cohort A of this study enrolled patients with ER positive advanced breast cancer with baseline *ESR1* mutations. ctDNA samples at baseline and at end-of-treatment with fulvestrant were analyzed and 51% of evaluable patients had acquired mutations at end of treatment. These included mutations in *PIK3CA*, *HER2*, *BRAF*, *PTEN*, *BRCAl/2* but interestingly also in L536 and F404 of the ligand-binding domain of *ESR1*. F404 mutations are rare in patients who are fulvestrant naïve. In vitro, double-mutant D538-F404L and E380Q-F404L cells display fulvestrant resistance, but sensitivity to tamoxifen and novel oral SERDs.<sup>82</sup>

While the clinical development of oral SERDs has been impressively rapid, there are some groups of patients with ER positive breast cancer which have been excluded so far. ER positive, HER2 positive patients are excluded from all the current trials except for AMEERA-6 (NCT05128773) and the phase I EMBER trial (NCT04188548). Cross-talk between the ER and HER2 pathways can facilitate tumor escape and resistance, which can be reduced by targeting both pathways in ER positive, HER2 positive breast cancer. Patients with brain metastases are another subset of patients that have mostly been excluded, and there are limited data of the efficacy of ET in the treatment of intracranial disease. In an intracranial ER positive tumor mouse xenograft model, elacestrant demonstrated activity against brain metastases whereas fulvestrant did not.<sup>44</sup> There is a phase II trial (NCT04791384) in progress specifically assessing the efficacy of elacestrant and abemaciclib together in patients with brain metastases.

Advances in the technologies of liquid biopsy and in functional imaging have occurred in parallel with oral SERD development. These technologies have the potential to help guide ET treatment decisions. The feasibility and application of *ESR1* mutation screening in ctDNA was illustrated in the PADA-1 trial.<sup>83</sup> Over 12,000 blood samples from 83 centers across France were processed with a median turnaround time for centralized *ESR1* mutation assessment of 13 days.<sup>83</sup> The mutant allele frequency limit of detection was 0.1% and there was strong correlation of droplet digital PCR results with those from next-generation sequencing.<sup>83</sup>

$^{18}\text{F}$ -fluoro-17 $\beta$ -estradiol (FES) positron emission tomography (PET) provides a non-invasive method to quantify change in ER expression in response to ET. A prospective study was performed in 16 patients receiving fulvestrant, and  $\geq 75\%$  relative decrease in FES uptake was predictive of clinical benefit.<sup>29</sup> Nine patients achieved a median reduction in FES tumor uptake of  $\geq 75\%$  and for these patients the CBR was 8/9 (89%) and the median PFS was 11.7 months. This was compared with a CBR of 1/6 (17%) and median PFS of 3.3 months among the 6 patients who had a median reduction in FES tumor uptake of  $< 75\%$ .<sup>29</sup> FES-PET has already been incorporated into oral SERD trials as a pharmacodynamic marker together with or instead of paired tumor biopsy.<sup>84–86</sup>

Oral SERDs do not represent the only developments in ER positive breast cancer, and there are other novel classes of oral ETs in early development including Selective Estrogen Receptor Covalent Antagonists (SERCAs), Complete Estrogen Receptor Antagonists (CERANs) and PROteolysis Targeting Chimera (PROTAC) protein degraders. H3B-6545 is a first-in-class SERCA and binds at cysteine 530 on wild-type and mutant ER $\alpha$ , thereby inactivating the receptor.<sup>87</sup> OP-1250 is a CERAN which degrades and inactivates ER, and blocks the ER transcript at the activation function domains (AF-1 and AF-2).<sup>88</sup> The PROTAC ARV-471 is an ER antagonist with the ubiquitin E3 ligase attached, capable of wild-type and mutant ER degradation.<sup>89</sup> These have displayed signals of activity in phase I/II trials.<sup>87–89</sup> Interestingly off-target cardiac side effects have been observed with H3B-6545 and OP-1250, and the visual side effect photopsia has occurred with OP-1250. A second ER-targeting PROTAC AC682 has entered a phase I trial (NCT05080842).

## Conclusions

ET remains an effective therapy for most patients with ER positive breast cancer and has altered the natural history of this disease through its widespread use in the adjuvant setting, and continuing use as a backbone in combination with targeted therapies in advanced breast cancer, where patients are treated with multiple lines of ET during the course of their disease, as

the ER signaling pathway continues to drive cancer growth. There is a need for new ET agents with strong and durable activity in heavily treated patients, including after standard of care first-line therapy with CDK4/6 inhibitors, and in those with *ESR1* mutations. Oral SERDs are showing great promise in meeting this need. The outcomes of ongoing trials will determine the ideal place of oral SERDs in the ET landscape, including if oral SERDs have a role in the early ER positive breast cancer setting. In addition, determining toxicities that are class effects and unique to each compound would also have a significant impact on clinical uptake and influence patient and clinician preference for individual agents.

## Funding

EL is supported by the National Breast Cancer Foundation Endowed Chair (EC17-02) and Love Your Sister foundation. RJ receives funding from the National Institute of Health/ National Cancer Institute (R01CA237414-01) and the Claudia Adams Barr Program.

## Disclosure

R.J. received research funding from Pfizer and Lilly and is a consultant for Carrick Therapeutics and Luminex. E.L. is on the advisory board for AstraZeneca, Lilly, Pfizer, Roche, Novartis and Gilead Australia, and has received research funding from Pfizer, Novartis and Bayer. The authors report no other conflicts of interest in this work.

## References

1. Sung H, Ferlay J, Siegel RL, et al. Global cancer statistics 2020: GLOBOCAN estimates of incidence and mortality worldwide for 36 cancers in 185 countries. *CA Cancer J Clin.* 2021;71(3):209–249. doi:10.3322/caac.21660
2. Howlader N, Altekrose SF, Li CI, et al. US incidence of breast cancer subtypes defined by joint hormone receptor and HER2 status. *J Natl Cancer Inst.* 2014;106(5). doi:10.1093/jnci/dju055
3. Wakeling AE, Dukes M, Bowler J. A potent specific pure antiestrogen with clinical potential. *Cancer Res.* 1991;51(15):3867–3873.
4. Wakeling AE, Bowler J. Steroidal pure antiestrogens. *J Endocrinol.* 1987;112(3):R7–R10. doi:10.1677/joe.0.112r007
5. Pike ACW, Brzozowski AM, Walton J, Hubbard RF. Structural insights into the mode of action of a pure antiestrogen. *Structure.* 2001;9:145–153. doi:10.1016/S0969-2126(01)00568-8
6. Bowler J, Lilley TJ, Pittam JD, Wakeling AE. Novel steroidal pure antiestrogens. *Steroids.* 1989;54(1):71–99. doi:10.1016/0039-128x(89)90076-7
7. Parker MG, Arbuckle N, Dauvois S, Danielian P, White R. Structure and function of the estrogen receptor. *Ann N Y Acad Sci.* 1993;684:119–126. doi:10.1111/j.1749-6632.1993.tb32276.x
8. Dauvois S, Danielian PS, White R, Parker MG. Antiestrogen ICI 164,384 reduces cellular estrogen receptor content by increasing its turnover. *Proc Natl Acad Sci U S A.* 1992;89(9):4037–4041. doi:10.1073/pnas.89.9.4037
9. Howell A, Osborne CK, Morris C, Wakeling AE. ICI 182,780 (Faslodex): development of a novel, “pure” antiestrogen. *Cancer.* 2000;89(4):817–825. doi:10.1002/1097-0142(20000815)89:4<817::aid-cnrcr14>3.0.co;2-6
10. Wakeling AE, Bowler J. Novel antiestrogens without partial agonist activity. *J Steroid Biochem.* 1988;31(4B):645–653. doi:10.1016/0022-4731(88)90014-3
11. Wakeling AE, Bowler J. Biology and mode of action of pure antiestrogens. *Drugs Exp Clin Res.* 1988;14(12):729–734.
12. Osborne CK, Pippen J, Jones SE, et al. Double-blind, randomized trial comparing the efficacy and tolerability of fulvestrant versus anastrozole in postmenopausal women with advanced breast cancer progressing on prior endocrine therapy: results of a North American trial. *J Clin Oncol.* 2002;20(16):3386–3395. doi:10.1200/JCO.2002.10.058
13. Howell A, Robertson JF, Quaresma Albano J, et al. Fulvestrant, formerly ICI 182,780, is as effective as anastrozole in postmenopausal women with advanced breast cancer progressing after prior endocrine treatment. *J Clin Oncol.* 2002;20(16):3396–3403. doi:10.1200/JCO.2002.10.057
14. McCormack P, Sapunar F. Pharmacokinetic profile of the fulvestrant loading dose regimen in postmenopausal women with hormone receptor-positive advanced breast cancer. *Clin Breast Cancer.* 2008;8(4):347–351. doi:10.3816/CBC.2008.n.040
15. Robertson JF, Nicholson RI, Bundred NJ, et al. Comparison of the short-term biological effects of 7alpha-[9-(4,4,5,5,5-pentafluoropentylsulfinyl)-nonyl]estra-1,3,5, (10)-triene-3,17beta-diol (Faslodex) versus tamoxifen in postmenopausal women with primary breast cancer. *Cancer Res.* 2001;61(18):6739–6746.
16. Kuter I, Gee JM, Hegg R, et al. Dose-dependent change in biomarkers during neoadjuvant endocrine therapy with fulvestrant: results from NEWEST, a randomized Phase II study. *Breast Cancer Res Treat.* 2012;133(1):237–246. doi:10.1007/s10549-011-1947-7
17. Robertson JF, Semiglazov V, Nemsadze G, et al. Effects of fulvestrant 250mg in premenopausal women with oestrogen receptor-positive primary breast cancer. *Eur J Cancer.* 2007;43(1):64–70. doi:10.1016/j.ejca.2006.08.019
18. Di Leo A, Jerusalem G, Petruzella L, et al. Results of the CONFIRM phase III trial comparing fulvestrant 250 mg with fulvestrant 500 mg in postmenopausal women with estrogen receptor-positive advanced breast cancer. *J Clin Oncol.* 2010;28(30):4594–4600. doi:10.1200/JCO.2010.28.8415
19. Di Leo A, Jerusalem G, Petruzella L, et al. Final overall survival: fulvestrant 500 mg vs 250 mg in the randomized CONFIRM trial. *J Natl Cancer Inst.* 2014;106(1):djt337. doi:10.1093/jnci/djt337
20. Robertson JFR, Bondarenko IM, Trishkina E, et al. Fulvestrant 500 mg versus anastrozole 1 mg for hormone receptor-positive advanced breast cancer (FALCON): an international, randomised, double-blind, Phase 3 trial. *Lancet.* 2016;388(10063):2997–3005. doi:10.1016/S0140-6736(16)32389-3

21. Robertson JF, Lindemann JP, Llombart-Cussac A, et al. Fulvestrant 500 mg versus anastrozole 1 mg for the first-line treatment of advanced breast cancer: follow-up analysis from the randomized 'FIRST' study. *Breast Cancer Res Treat.* 2012;136(2):503–511. doi:10.1007/s10549-012-2192-4
22. Spoerke JM, Gendreau S, Walter K, et al. Heterogeneity and clinical significance of ESR1 mutations in ER-positive metastatic breast cancer patients receiving fulvestrant. *Nat Commun.* 2016;7:11579. doi:10.1038/ncomms11579
23. Toy W, Shen Y, Won H, et al. ESR1 ligand-binding domain mutations in hormone-resistant breast cancer. *Nat Genet.* 2013;45(12):1439–1445. doi:10.1038/ng.2822
24. Nettles KW, Bruning JB, Gil G, et al. NFkappaB selectivity of estrogen receptor ligands revealed by comparative crystallographic analyses. *Nat Chem Biol.* 2008;4(4):241–247. doi:10.1038/nchembio.76
25. Fanning SW, Jeselsohn R, Dharmarajan V, et al. The SERM/SERD bazedoxifene disrupts ESR1 helix 12 to overcome acquired hormone resistance in breast cancer cells. *Elife.* 2018;7. doi:10.7554/eLife.37161
26. Fanning SW, Mayne CG, Dharmarajan V, et al. Estrogen receptor alpha somatic mutations Y537S and D538G confer breast cancer endocrine resistance by stabilizing the activating function-2 binding conformation. *Elife.* 2016;5. doi:10.7554/eLife.12792
27. Fribbens C, O'Leary B, Kilburn L, et al. Plasma ESR1 mutations and the treatment of estrogen receptor-positive advanced breast cancer. *J Clin Oncol.* 2016;34(25):2961–2968. doi:10.1200/JCO.2016.67.3061
28. Schiavon G, Hrebien S, Garcia-Murillas I, et al. Analysis of ESR1 mutation in circulating tumor DNA demonstrates evolution during therapy for metastatic breast cancer. *Sci Transl Med.* 2015;7(313):313ra182. doi:10.1126/scitranslmed.aac7551
29. van Kruchten M, de Vries EG, Glaudemans AW, et al. Measuring residual estrogen receptor availability during fulvestrant therapy in patients with metastatic breast cancer. *Cancer Discov.* 2015;5(1):72–81. doi:10.1158/2159-8290.CD-14-0697
30. O'Leary B, Hrebien S, Morden JP, et al. Early circulating tumor DNA dynamics and clonal selection with palbociclib and fulvestrant for breast cancer. *Nat Commun.* 2018;9(1):896. doi:10.1038/s41467-018-03215-x
31. Willson TM, Henke BR, Momtahan TM, et al. 3-[4-(1,2-Diphenylbut-1-enyl)phenyl]acrylic acid: a non-steroidal estrogen with functional selectivity for bone over uterus in rats. *J Med Chem.* 1994;37(11):1550–1552. doi:10.1021/jm00037a002
32. Wu YL, Yang X, Ren Z, et al. Structural basis for an unexpected mode of SERM-mediated ER antagonism. *Mol Cell.* 2005;18(4):413–424. doi:10.1016/j.molcel.2005.04.014
33. Connor CE, Norris JD, Broadwater G, et al. Circumventing tamoxifen resistance in breast cancers using antiestrogens that induce unique conformational changes in the estrogen receptor. *Cancer Res.* 2001;61(7):2917–2922.
34. Mottamal M, Kang B, Peng X, Wang G. From pure antagonists to pure degraders of the estrogen receptor: evolving strategies for the same target. *ACS Omega.* 2021;6(14):9334–9343. doi:10.1021/acsomega.0c06362
35. Liu J, Zheng S, Akerstrom VL, et al. Fulvestrant-3 boronic acid (ZB716): an orally bioavailable Selective Estrogen Receptor Downregulator (SERD). *J Med Chem.* 2016;59(17):8134–8140. doi:10.1021/acs.jmedchem.6b00753
36. Kahraman M, Govek SP, Nagasawa JY, et al. Maximizing ER-alpha degradation maximizes activity in a tamoxifen-resistant breast cancer model: identification of GDC-0927. *ACS Med Chem Lett.* 2019;10(1):50–55. doi:10.1021/acsmchemlett.8b00414
37. De Savi C, Bradbury RH, Rabow AA, et al. Optimization of a novel binding motif to (E)-3-(3,5-difluoro-4-((1R,3R)-2-(2-fluoro-2-methylpropyl)-3-methyl-2,3,4,9-tetra hydro-1H-pyrido[3,4-b]indol-1-yl)phenyl)acrylic acid (AZD9496), a potent and orally bioavailable selective estrogen receptor downregulator and antagonist. *J Med Chem.* 2015;58(20):8128–8140. doi:10.1021/acs.jmedchem.5b00984
38. Tria GS, Abrams T, Baird J, et al. Discovery of LSZ102, a potent, orally bioavailable selective estrogen receptor degrader (SERD) for the treatment of estrogen receptor positive breast cancer. *J Med Chem.* 2018;61(7):2837–2864. doi:10.1021/acs.jmedchem.7b01682
39. Guan J, Zhou W, Hafner M, et al. Therapeutic ligands antagonize estrogen receptor function by impairing its mobility. *Cell.* 2019;178(4):949–963 e18. doi:10.1016/j.cell.2019.06.026
40. Scott JS, Moss TA, Balazs A, et al. Discovery of AZD9833, a potent and orally bioavailable selective estrogen receptor degrader and antagonist. *J Med Chem.* 2020;63(23):14530–14559. doi:10.1021/acs.jmedchem.0c01163
41. Liang J, Zbieg JR, Blake RA, et al. GDC-9545 (Giredestrant): a potent and orally bioavailable selective estrogen receptor antagonist and degrader with an exceptional preclinical profile for ER+ breast cancer. *J Med Chem.* 2021;64(16):11841–11856. doi:10.1021/acs.jmedchem.1c00847
42. El-Ahmad Y, Tabart M, Halley F, et al. Discovery of 6-(2,4-Dichlorophenyl)-5-[4-[(3S)-1-(3-fluoropropyl)pyrrolidin-3-yl]oxyphenyl]-8, 9-dihydro-7H-benzo[7]annulene-2-carboxylic acid (SAR439859), a Potent and Selective Estrogen Receptor Degradator (SERD) for the treatment of estrogen-receptor-positive breast cancer. *J Med Chem.* 2020;63(2):512–528. doi:10.1021/acs.jmedchem.9b01293
43. Bhagwat SV, Zhao B, Shen W, et al. Abstract 1236: preclinical characterization of LY3484356, a novel, potent and orally bioavailable selective estrogen receptor degrader (SERD). *Cancer Res.* 2021;81(13\_Supplement):1236. doi:10.1158/1538-7445.Am2021-1236
44. Garner F, Shomali M, Paquin D, Lyttle CR, Hattersley G. RAD1901: a novel, orally bioavailable selective estrogen receptor degrader that demonstrates antitumor activity in breast cancer xenograft models. *Anticancer Drugs.* 2015;26(9):948–956. doi:10.1097/CAD.0000000000000271
45. Andreano KJ, Wardell SE, Baker JG, et al. GIT48, an oral selective estrogen receptor degrader, and the CDK4/6 inhibitor lerociclib inhibit tumor growth in animal models of endocrine-resistant breast cancer. *Breast Cancer Res Treat.* 2020;180(3):635–646. doi:10.1007/s10549-020-05575-9
46. Samatar AA, Li J, Hegde S, et al. Abstract 4373: discovery of ZN-c5, a novel potent and oral selective estrogen receptor degrader. *Cancer Res.* 2020;80(16\_Supplement):4373. doi:10.1158/1538-7445.Am2020-4373
47. Osborne C, Richards DA, Wilks ST, et al. Abstract PS11-26: a phase 1 study of D-0502, an orally bioavailable SERD, for advanced or metastatic HR-positive and HER2-negative breast cancer. *Cancer Res.* 2021;81(4\_Supplement):PS11-26-PS11-26. doi:10.1158/1538-7445.Sabcs20-ps11-26
48. Guo S, Zhang C, Bratton M, et al. ZB716, a steroidal selective estrogen receptor degrader (SERD), is orally efficacious in blocking tumor growth in mouse xenograft models. *Oncotarget.* 2018;9(6):6924–6937. doi:10.18632/oncotarget.24023
49. Bardia A, Kaklamani V, Wilks S, et al. Phase I study of elacestrant (RAD1901), a novel selective estrogen receptor degrader, in ER-positive, HER2-negative advanced breast cancer. *J Clin Oncol.* 2021;39(12):1360–1370. doi:10.1200/JCO.20.02272
50. Baird R, Oliveira M, Gil EMC, et al. Abstract PS11-05: updated data from SERENA-1: a phase 1 dose escalation and expansion study of the next generation oral SERD AZD9833 as a monotherapy and in combination with palbociclib, in women with ER-positive, HER2-negative advanced breast cancer. *Cancer Res.* 2021;81(4\_Supplement):PS11-05-PS11-05. doi:10.1158/1538-7445.Sabcs20-ps11-05
51. Jhaveri KL, Boni V, Sohn J, et al. Safety and activity of single-agent giredestrant (GDC-9545) from a phase Ia/b study in patients (pts) with estrogen receptor-positive (ER+), HER2-negative locally advanced/metastatic breast cancer (LA/mBC). *J Clin Oncol.* 2021;39(15\_suppl):1017. doi:10.1200/JCO.2021.39.15\_suppl.1017

52. Neilan TG, Villanueva-Vázquez R, Bellet M, et al. Abstract P5-18-07: heart rate changes, cardiac safety, and exercise tolerance from a phase Ia/b study of giredestrant (GDC-9545) ± palbociclib in patients with estrogen receptor-positive, HER2-negative locally advanced/metastatic breast cancer. *Cancer Res.* 2022;82(4\_Supplement):P5-18-07-P5-18-07. doi:10.1158/1538-7445.Sabcs21-p5-18-07
53. Oliveira M, Hamilton EP, Incorvati J, et al. Serena-1: updated analyses from a phase 1 study (parts C/D) of the next-generation oral SERD camizestrant (AZD9833) in combination with palbociclib, in women with ER-positive, HER2-negative advanced breast cancer. *J Clin Oncol.* 2022;40(16\_suppl):1032. doi:10.1200/JCO.2022.40.16\_suppl.1032
54. Johnston S, Martin M, Di Leo A, et al. MONARCH 3 final PFS: a randomized study of abemaciclib as initial therapy for advanced breast cancer. *NPJ Breast Cancer.* 2019;5:5. doi:10.1038/s41523-018-0097-z
55. Hortobagyi GN, Stemmer SM, Burris HA, et al. Updated results from MONALEESA-2, a phase III trial of first-line ribociclib plus letrozole versus placebo plus letrozole in hormone receptor-positive, HER2-negative advanced breast cancer. *Ann Oncol.* 2018;29(7):1541–1547. doi:10.1093/annonc/mdy155
56. Rugo HS, Finn RS, Dieras V, et al. Palbociclib plus letrozole as first-line therapy in estrogen receptor-positive/human epidermal growth factor receptor 2-negative advanced breast cancer with extended follow-up. *Breast Cancer Res Treat.* 2019;174(3):719–729. doi:10.1007/s10549-018-05125-4
57. Hortobagyi GN, Stemmer SM, Burris HA, et al. Overall survival with ribociclib plus letrozole in advanced breast cancer. *N Engl J Med.* 2022;386(10):942–950. doi:10.1056/NEJMoa2114663
58. Finn RS, Rugo HS, Dieras VC, et al. Overall survival (OS) with first-line palbociclib plus letrozole (PAL+LET) versus placebo plus letrozole (PBO+LET) in women with estrogen receptor-positive/human epidermal growth factor receptor 2-negative advanced breast cancer (ER+/HER2- ABC): analyses from PALOMA-2. *J Clin Oncol.* 2022;40(17\_suppl):LBA1003–LBA1003. doi:10.1200/JCO.2022.40.17\_suppl.LBA1003
59. Slamon DJ, Neven P, Chia S, et al. Phase III randomized study of ribociclib and fulvestrant in hormone receptor-positive, human epidermal growth factor receptor 2-negative advanced breast cancer: MONALEESA-3. *J Clin Oncol.* 2018;36(24):2465–2472. doi:10.1200/JCO.2018.78.9909
60. Slamon DJ, Neven P, Chia S, et al. Ribociclib plus fulvestrant for postmenopausal women with hormone receptor-positive, human epidermal growth factor receptor 2-negative advanced breast cancer in the phase III randomized MONALEESA-3 trial: updated overall survival. *Ann Oncol.* 2021;32(8):1015–1024. doi:10.1016/j.annonc.2021.05.353
61. Turner NC, Loi S, Moore HM, et al. Abstract PD13-07: activity and biomarker analyses from a phase Ia/b study of giredestrant (GDC-9545; G) with or without palbociclib (palbo) in patients with estrogen receptor-positive, HER2-negative locally advanced/metastatic breast cancer (ER+/HER2- LA/mBC). *Cancer Res.* 2022;82(4\_Supplement):PD13-07-PD13-07. doi:10.1158/1538-7445.Sabcs21-pd13-07
62. Chandarlapaty S, Linden HM, Neven P, et al. Abstract P1-17-11: updated data from AMEERA-1: phase 1/2 study of amcenerstrant (SAR439859), an oral selective estrogen receptor (ER) degrader (SERD), combined with palbociclib in postmenopausal women with ER+/HER2- advanced breast cancer. *Cancer Res.* 2022;82(4\_Supplement):P1-17-11-P1-17-11. doi:10.1158/1538-7445.Sabcs21-p1-17-11
63. Maglakelidze M, Bulat I, Ryspayeva D, et al. Rintodestrant (GIT48), an oral selective estrogen receptor degrader, in combination with palbociclib for ER+/HER2- advanced breast cancer: phase 1 results. *J Clin Oncol.* 2021;39(15\_suppl):1063. doi:10.1200/JCO.2021.39.15\_suppl.1063
64. Lim E, Jhaveri KL, Perez-Fidalgo JA, et al. A phase Ib study to evaluate the oral selective estrogen receptor degrader GDC-9545 alone or combined with palbociclib in metastatic ER-positive HER2-negative breast cancer. *J Clin Oncol.* 2020;38(15\_suppl):1023. doi:10.1200/JCO.2020.38.15\_suppl.1023
65. Chandarlapaty S, Linden HM, Neven P, et al. AMEERA-1: phase 1/2 study of amcenerstrant (SAR439859), an oral selective estrogen receptor (ER) degrader (SERD), with palbociclib (palbo) in postmenopausal women with ER+/ human epidermal growth factor receptor 2-negative (HER2-) metastatic breast cancer (mBC). *J Clin Oncol.* 2021;39(15\_suppl):1058. doi:10.1200/JCO.2021.39.15\_suppl.1058
66. Bidard FC, Kaklamani VG, Neven P, et al. Elacestrant (oral selective estrogen receptor degrader) versus standard endocrine therapy for estrogen receptor-positive, human epidermal growth factor receptor 2-negative advanced breast cancer: results from the randomized phase III EMERALD trial. *J Clin Oncol.* 2022;JCO2200338. doi:10.1200/JCO.22.00338
67. Kaklamani VG, Bardia A, Aftimos PG, et al. Subgroup analysis of patients with no prior chemotherapy in EMERALD: a phase 3 trial evaluating elacestrant, an oral selective estrogen receptor degrader (SERD), versus investigator's choice of endocrine monotherapy for ER+/HER2-advanced/metastatic breast cancer (mBC). *J Clin Oncol.* 2022;40(16\_suppl):1100. doi:10.1200/JCO.2022.40.16\_suppl.1100
68. Sanofi. Sanofi provides update on phase 2 study evaluating amcenerstrant in ER+/HER2- advanced or metastatic breast cancer; 2022. Available from: <https://www.sanofi.com/en/media-room/press-releases/2022/2022-03-14-06-00-00-2402216>. Accessed August 5, 2022.
69. Taylor P. Roche's oral SERD giredestrant fails breast cancer trial. Available from: <https://pharmaphorum.com/news/roches-oral-serd-giredestrant-fails-breast-cancer-trial/>. Accessed August 5, 2022.
70. Berger F, Marce M, Delaloge S, et al. Randomised, open-label, multicentric phase III trial to evaluate the safety and efficacy of palbociclib in combination with endocrine therapy, guided by ESR1 mutation monitoring in oestrogen receptor-positive, HER2-negative metastatic breast cancer patients: study design of PADA-1. *BMJ Open.* 2022;12(3):e055821. doi:10.1136/bmjopen-2021-055821
71. Bidard F-C, Hardy-Bessard A-C, Bachelot T, et al. Abstract GS3-05: fulvestrant-palbociclib vs continuing aromatase inhibitor-palbociclib upon detection of circulating ESR1 mutation in HR+ HER2- metastatic breast cancer patients: results of PADA-1, a UCBG-GINECO randomized phase 3 trial. *Cancer Res.* 2022;82(4\_Supplement):GS3-05-GS3-05. doi:10.1158/1538-7445.Sabcs21-gs3-05
72. Bidard F-C, Kalinsky K, Cristofanilli M, et al. Abstract OT2-11-05: SERENA-6: a Phase III study to assess the efficacy and safety of AZD9833 (camizestrant) compared with aromatase inhibitors when given in combination with palbociclib or abemaciclib in patients with HR+/HER2- metastatic breast cancer with detectable ESR1m who have not experienced disease progression on first-line therapy. *Cancer Res.* 2022;82(4\_Supplement):OT2-11-05-OT2-11-05. doi:10.1158/1538-7445.Sabcs21-ot2-11-05
73. Dahlgren M, George AM, Brueffer C, et al. Preexisting somatic mutations of estrogen receptor alpha (ESR1) in early-stage primary breast cancer. *JNCI Cancer Spectr.* 2021;5(2). doi:10.1093/jncics/pkab028
74. Zundevich A, Dadiani M, Kahana-Edwin S, et al. ESR1 mutations are frequent in newly diagnosed metastatic and loco-regional recurrence of endocrine-treated breast cancer and carry worse prognosis. *Breast Cancer Res.* 2020;22(1):16. doi:10.1186/s13058-020-1246-5
75. Kuang Y, Siddiqui B, Hu J, et al. Unraveling the clinicopathological features driving the emergence of ESR1 mutations in metastatic breast cancer. *NPJ Breast Cancer.* 2018;4:22. doi:10.1038/s41523-018-0075-5

76. Hurvitz SA, Quiroga V, Park YH, et al. Abstract PD13-06: neoadjuvant giredestrant (GDC-9545) + palbociclib versus anastrozole + palbociclib in postmenopausal women with estrogen receptor-positive, HER2-negative, untreated early breast cancer: primary analysis of the randomized, open-label, phase II coopERA breast cancer study. *Cancer Res.* 2022;82(4\_Supplement):PD13-06-PD13-06. doi:10.1158/1538-7445.Sabcs21-pd13-06
77. Fasching PA, Bardia A, Quiroga V, et al. Neoadjuvant giredestrant (GDC-9545) plus palbociclib (P) versus anastrozole (A) plus P in postmenopausal women with estrogen receptor-positive, HER2-negative, untreated early breast cancer (ER+/HER2- eBC): final analysis of the randomized, open-label, international phase 2 coopERA BC study. *J Clin Oncol.* 2022;40(16\_suppl):589. doi:10.1200/JCO.2022.40.16\_suppl.589
78. Campone M, Dong Y, Ling B, Wang L, Herold CI. AMEERA-4: a preoperative window-of-opportunity (WOO) study to assess the pharmacodynamic (PD) activity of amcenestrant or letrozole in postmenopausal patients with ER+/HER2- primary breast cancer. *J Clin Oncol.* 2022;40(16\_suppl):528. doi:10.1200/JCO.2022.40.16\_suppl.528
79. Huang D, Tang L, Yang F, Jin J, Guan X. PIK3CA mutations contribute to fulvestrant resistance in ER-positive breast cancer. *Am J Transl Res.* 2019;11(9):6055-6065.
80. Andre F, Ciruelos E, Rubovszky G, et al. Alpelisib for PIK3CA-mutated, hormone receptor-positive advanced breast cancer. *N Engl J Med.* 2019;380(20):1929-1940. doi:10.1056/NEJMoa1813904
81. Rugo HS, Lerebours F, Ciruelos E, et al. Alpelisib plus fulvestrant in PIK3CA-mutated, hormone receptor-positive advanced breast cancer after a CDK4/6 inhibitor (BYLieve): one cohort of a phase 2, multicentre, open-label, non-comparative study. *Lancet Oncol.* 2021;22(4):489-498. doi:10.1016/S1470-2045(21)00034-6
82. Kingston B, Pearson A, Herrera-Abreu MT, et al. ESR1 F404 mutations and acquired resistance to fulvestrant in the plasmaMATCH study. *J Clin Oncol.* 2022;40(16\_suppl):1009. doi:10.1200/JCO.2022.40.16\_suppl.1009
83. Callens C, Bidard F-C, Curto-Taribo A, et al. Abstract P1-07-01: real time detection of ESR1 mutation in blood by droplet digital PCR in the PADA-1 trial: feasibility and cross-validation with NGS. *Cancer Res.* 2022;82(4\_Supplement):P1-07-01-P1-07-01. doi:10.1158/1538-7445.Sabcs21-p1-07-01
84. Aftimos P, Neven P, Pegram M, et al. Abstract PS12-04: rintodestrant (G1T48), an oral selective estrogen receptor degrader in ER+/HER2- locally advanced or metastatic breast cancer: updated phase I results and dose selection. *Cancer Res.* 2021;81(4\_Supplement):PS12-04-PS12-04. doi:10.1158/1538-7445.Sabcs20-ps12-04
85. Jager A, de Vries EGE, der Houven van Oordt CWM, et al. A phase 1b study evaluating the effect of elacestrant treatment on estrogen receptor availability and estradiol binding to the estrogen receptor in metastatic breast cancer lesions using (18) F-FESPET/CT imaging. *Breast Cancer Res.* 2020;22(1):97. doi:10.1186/s13058-020-01333-3
86. Bardia A, Chandarlapaty S, Linden HM, et al. AMEERA-1 phase 1/2 study of amcenestrant, SAR439859, in postmenopausal women with ER-positive/HER2-negative advanced breast cancer. *Nat Commun.* 2022;13(1):4116. doi:10.1038/s41467-022-31668-8
87. Hamilton EP, Wang JS, Pluard T, et al. Abstract P1-17-10: H3B-6545, a novel selective estrogen receptor covalent antagonist (SERCA), in estrogen receptor positive (ER+), human epidermal growth factor receptor 2 negative (HER2-) advanced breast cancer - A phase II study. *Cancer Res.* 2022;82(4\_Supplement):P1-17-10-P1-17-10. doi:10.1158/1538-7445.Sabcs21-p1-17-10
88. Patel M, Alemany C, Mitri Z, et al. Abstract P1-17-12: preliminary data from a phase I/II, multicenter, dose escalation study of OP-1250, an oral CERAN/SERD, in subjects with advanced and/or metastatic estrogen receptor (ER)-positive, HER2-negative breast cancer. *Cancer Res.* 2022;82(4\_Supplement):P1-17-12-P1-17-12. doi:10.1158/1538-7445.Sabcs21-p1-17-12
89. Hamilton E, Vahdat L, Han HS, et al. Abstract PD13-08: first-in-human safety and activity of ARV-471, a novel PROTAC<sup>®</sup> estrogen receptor degrader, in ER+/HER2- locally advanced or metastatic breast cancer. *Cancer Res.* 2022;82(4\_Supplement):PD13-08-PD13-08. doi:10.1158/1538-7445.Sabcs21-pd13-08
90. Jhaveri KL, Jeselsohn R, Lim E, et al. A phase 1a/b trial of imlunestrant (LY3484356), an oral selective estrogen receptor degrader (SERD) in ER-positive (ER+) advanced breast cancer (aBC) and endometrial endometrioid cancer (EEC): monotherapy results from EMBER. *J Clin Oncol.* 2022;40(16\_suppl):1021. doi:10.1200/JCO.2022.40.16\_suppl.1021
91. Kalinsky K, Abramson V, Chalasani P, et al. Abstract P1-17-02: ZN-c5, an oral selective estrogen receptor degrader (SERD), in women with advanced estrogen receptor-positive (ER+)/human epidermal growth factor receptor 2 negative (HER2-) breast cancer. *Cancer Res.* 2022;82(4\_Supplement):P1-17-02-P1-17-02. doi:10.1158/1538-7445.Sabcs21-p1-17-02
92. Meyskens T, Metzger O, Poncet C, et al. Adjuvant study of amcenestrant (SAR439859) versus tamoxifen for patients with hormone receptor-positive (HR+) early breast cancer (EBC), who have discontinued adjuvant aromatase inhibitor therapy due to treatment-related toxicity (AMEERA-6). *J Clin Oncol.* 2022;40(16\_suppl):TPS607-TPS607. doi:10.1200/JCO.2022.40.16\_suppl.TPS607
93. Chien AJ, Kalinsky KM, Molina-Vega J, et al. Abstract OT1-10-02: i-SPY2 endocrine optimization protocol (EOP): a pilot neoadjuvant endocrine therapy study with amcenestrant as monotherapy or in combination with abemaciclib or letrozole in molecularly selected HR+/HER2- clinical stage 2/3 breast cancer. *Cancer Res.* 2022;82(4\_Supplement):OT1-10-02-OT1-10-02. doi:10.1158/1538-7445.Sabcs21-ot1-10-02

## Drug Design, Development and Therapy

Dovepress

### Publish your work in this journal

Drug Design, Development and Therapy is an international, peer-reviewed open-access journal that spans the spectrum of drug design and development through to clinical applications. Clinical outcomes, patient safety, and programs for the development and effective, safe, and sustained use of medicines are a feature of the journal, which has also been accepted for indexing on PubMed Central. The manuscript management system is completely online and includes a very quick and fair peer-review system, which is all easy to use. Visit <http://www.dovepress.com/testimonials.php> to read real quotes from published authors.

Submit your manuscript here: <https://www.dovepress.com/drug-design-development-and-therapy-journal>